

Music:
Peter Tschaikovsky

As Taught By:
Stanley Holden

THE
SLEEPING BEAUTY
Act I, Scene II

Choreography:
Marius Petipa

The Rose Adagio

Notated By:
Valerie Sutton

^① Cadenza - *ad libitum*

1A

2A

3A

4A

5A

③ Cadenza – *ad libitum*

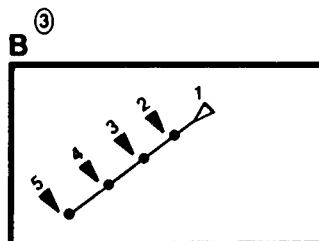
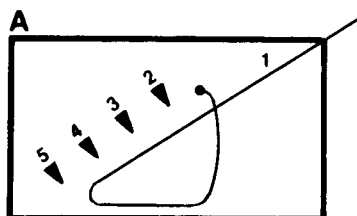
1B

2B

3B

4B

5B



Cadenza - *ad libitum*

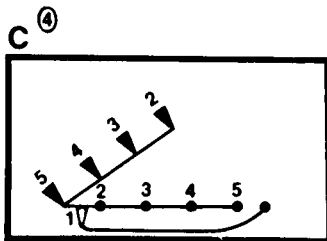
1C

2C

3C

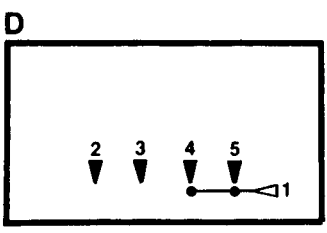
4C

5C

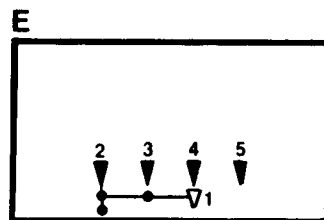


Adagio maestoso

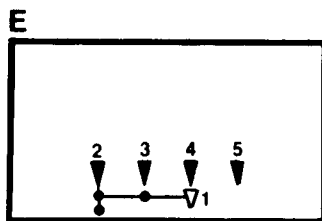
The musical score is divided into two systems. The first system contains the 12-string guitar part (1D) and the double bass part (5D). The guitar part begins with a 12-string guitar icon and a treble clef. It features a sequence of notes with fingerings 1, 2, 3, 4, and 5. A circled section contains notes with fingerings 1, 5*, and 2. Further notes are marked with 5* and 3. The double bass part (5D) includes a bass clef and notes with a +1 fingering and slurs. The second system contains empty staves for the 2D, 3D, and 4D parts, each with a downward-pointing triangle icon.



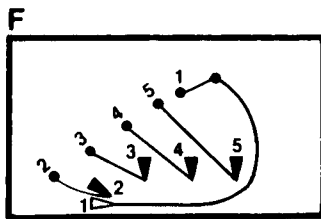
The musical score consists of five staves, labeled 1E through 5E. Staff 1E contains a complex sequence of notes and rests, with performance instructions such as $\times 4$, $\times 3$, $\frac{5}{8}$, $\frac{8}{4}$, and circled numbers 1, 2, 3, 4. Staff 2E features notes with $+1$ and $-$ markings and a circled 1. Staff 3E has a rest with a circled 4. Staff 4E has a rest with a circled 5. Staff 5E is empty. The notation includes various note values, rests, and performance markings.



The musical score consists of five staves labeled 1E, 2E, 3E, 4E, and 5E. Staff 1E contains a complex melodic line with notes, rests, and fingerings (1, 2, 3, 4, 5, 8). It includes circled numbers 1, 2, 3, and 4, and circled numbers 5 and 8. Staff 2E has a simpler melodic line with notes and fingerings (+1, -). Staff 3E has a rest for the first two measures and a note with a slash and the number 4 in the third measure. Staff 4E has a rest for the first two measures and a note with a slash and the number 5 in the third measure. Staff 5E is empty. The score is divided into three measures by vertical lines.



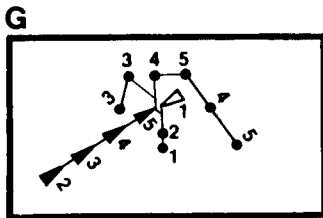
The image shows a musical score for five fingers, labeled 1F, 2F, 3F, 4F, and 5F. The score is divided into two systems, each with four numbered measures (1, 2, 3, 4). Finger 1 (1F) has a circled 7 above measure 1 and a circled 6 above measure 2. Finger 2 (2F) has a circled 6 above measure 1. Each measure contains musical notation including notes, rests, and fingerings. Below the notes are circles with plus or minus signs, likely indicating pedal or sustain markings. A large wedge-shaped symbol is at the end of the first system. Finger 5 (5F) has a circled 6 above measure 1.



The musical score is organized into five systems, labeled 1G through 5G. Each system consists of two staves: a top staff for melodic lines and a bottom staff for fretboard diagrams. The diagrams use circles to represent fret positions and arrows to show fingerings. System 1G includes a measure with a slash and a box containing '+4'. System 2G includes a measure with a slash and a box containing '+1'. System 3G includes a measure with a slash and a box containing '4'. System 4G includes a measure with a slash and a box containing '5'. System 5G includes a measure with a slash and a box containing 'E'. The score concludes with a final measure in system 5G. Various musical notations such as slurs, accents, and dynamic markings are present throughout the piece.

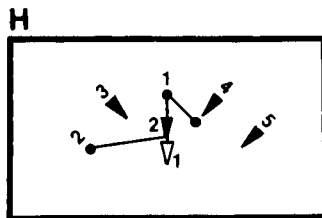
ad libitum

ad libitum

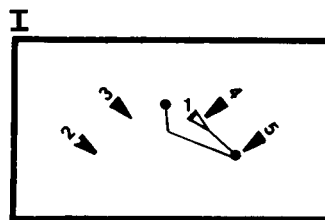


The musical score is organized into five horizontal staves, each labeled on the left with a hand position: 1H, 2H, 3H, 4H, and 5H. Each label is next to a small square icon containing a hand symbol.

- 1H:** The first staff contains a complex sequence of notes and rests. Above the staff, four groups of notes are labeled with numbers 1, 2, 3, and 4. The notes are connected by slurs and include various articulation marks like accents and slurs. A 2/4 time signature is visible. The second part of the staff has a large bracketed section with notes and rests, followed by another section with notes and rests, and finally a section with notes and rests labeled with numbers 1 and 2.
- 2H:** The second staff contains a sequence of notes, some with slurs, and a final note with a circled cross symbol.
- 3H:** The third staff is empty.
- 4H:** The fourth staff is empty, except for a final note with a circled cross symbol and the label "1+x" above it.
- 5H:** The fifth staff is empty.



The musical score consists of five staves, labeled 1I through 5I. Staff 1I contains the primary melodic line with various notes, rests, and fingerings. Above the staff, there are markings for fingerings: '3' above a group of notes, '4' above a note with an asterisk, and '1', '2', '3', '4' above a sequence of notes. A 'V' marking is also present above the staff. Below the staff, there are several circular symbols, some with a cross inside, and some with a slash through them. Staff 2I, 3I, and 4I are mostly empty, with a few notes and rests. Staff 5I has a few notes and rests, including a note with a '1+X' marking above it. The score is divided into two measures by a vertical line.



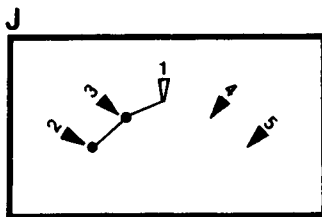
1J

2J

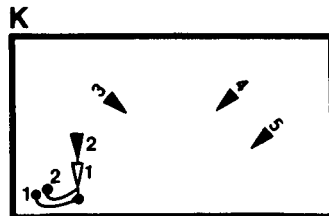
3J

4J

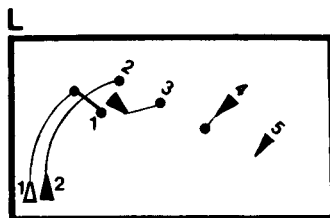
5J



1K			
2K			
3K			
4K			
5K			



The image shows a musical score for five left hands, labeled 1L through 5L. The score is organized into two systems, each with four measures. The first system is divided into four measures, with fingerings 1, 2, 3, and 4 indicated above the first four measures. The second system is divided into two measures, with fingerings 1 and 2 indicated above the first two measures. Each hand part includes musical notation with notes, stems, and various articulation marks such as slurs, accents, and dynamic markings. Hand 1L has the most complex notation, including slurs and accents. Hand 2L has a slur and an accent. Hand 3L has a slur and an accent. Hand 4L has an accent and the instruction *ad libitum*. Hand 5L is mostly empty. Below the score, there is a legend box labeled 'L' containing five numbered arrows (1-5) pointing in different directions, corresponding to the fingerings used in the score.



1M

3 1. 4 2. 4 1 2 3 4

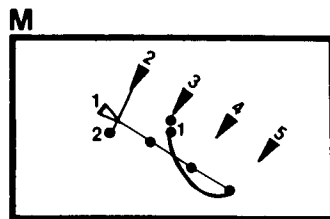
1.1.2. 3

2M

3M

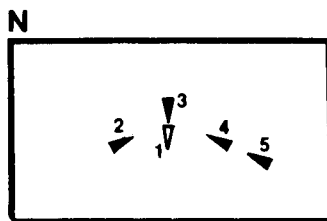
4M

5M



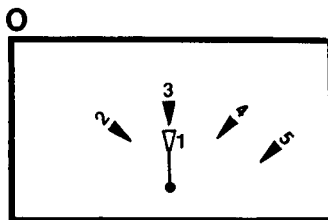
grandioso

1N ▽				
2N ▶				
3N ▽				
4N ▶				
5N ▶				



The musical score is organized into five systems, each with a measure number in a box on the left:

- System 10:** Features a complex rhythmic pattern with notes and rests. Above the staff, counts 1, 2, 3, 4, &, 1, 2, 3, 4 are written. Above the first measure, there are markings '3*' and '+'. Above the second measure, there are markings '3*' and '+'. Above the third measure, there is a marking '3'. Above the fourth measure, there is a marking '4'. Above the eighth measure, there is a marking '3'. Above the ninth measure, there is a marking '2/4'. Above the tenth measure, there is a marking '1/4'. Above the eleventh measure, there is a marking '3'. Above the twelfth measure, there is a marking '4'. The notes are represented by circles with various symbols inside (dots, crosses, etc.) and stems with flags.
- System 20:** Shows two notes with stems and flags, positioned in the middle of the system.
- System 30:** Shows two notes with stems and flags, positioned in the middle of the system. Above the first note is the marking '1+X' and above the second note is 'X+1'.
- System 40:** Shows a long horizontal line with a vertical bar at the end. Above the line is the number '2' and below the line is an 'X'.
- System 50:** Shows a long horizontal line with a vertical bar at the end. Above the line is the number '2' and below the line is an 'X'. To the left of the line is a circled '12'.



1P *pp* 1. 2 3 4 13 2. 4 1 2 3 4 *ad libitum* 1 2 3 4

2P P:rose 14

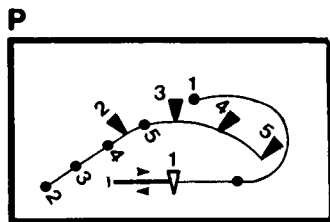
3P P:rose 14

4P P:rose 14

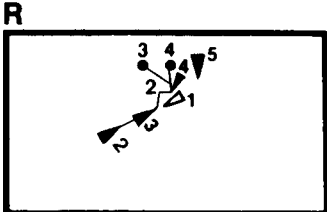
5P P:rose 14

15

Detailed description: This is a musical score for five parts, labeled 1P through 5P. Part 1P is the most complex, featuring a series of notes with various articulations (accents, slurs, and breath marks) and dynamics. It includes a *pp* (pianissimo) marking and a sequence of fingerings (1, 2, 3, 4) for a four-note phrase. A circled number 13 is placed above the first measure. A second four-note phrase is marked with a circled 2, and a final four-note phrase is marked with a circled 1. The score concludes with the instruction *ad libitum* and another sequence of fingerings (1, 2, 3, 4). Parts 2P, 3P, 4P, and 5P are simpler, primarily consisting of sustained notes with some articulation. Each of these parts is marked with 'P:rose' and a circled number 14. Part 5P includes a circled number 15 above a specific note. The score is organized into measures, with some measures containing rests or specific articulation marks like 'X' and '8'.



Handwritten musical notation for five right-hand fingers (1R to 5R) across two systems. Finger 1R includes circled numbers 16 and 17. Finger 3R has a box labeled '+P2'. Finger 4R has a circled '4'. The notation includes various symbols, arrows, and rhythmic markings.



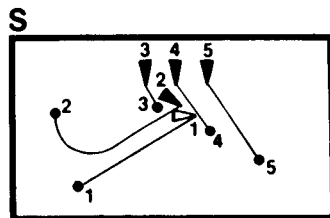
1S *P: four roses*

2S

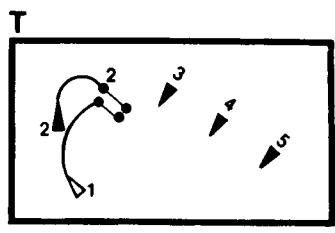
3S

4S

5S



The image shows a musical score for five tenors, labeled 1T through 5T. The score is divided into two systems by a vertical bar line. The first system contains measures 1 through 4, and the second system contains measures 5 through 8. Tenors 1 and 2 have detailed musical notation, including notes, rests, and fingerings. Tenors 3, 4, and 5 have simpler notation, primarily consisting of notes and rests. The notation includes various symbols such as circles with plus signs, circles with minus signs, and circles with a slash, which likely represent specific techniques or articulations. Fingerings are indicated by numbers 1, 2, 3, 4, and 5. The score is presented on five staves, one for each tenor.



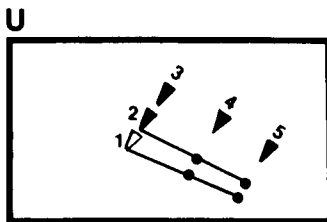
1U

2U

3U

4U

5U



3 4 1 2 3 4

1V

2V

P1: *rose*

3V

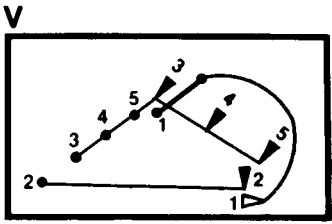
P2: *rose*

4V

P3: *rose*

5V

P4: *rose*



1W

2W

P1: *rose*

3W

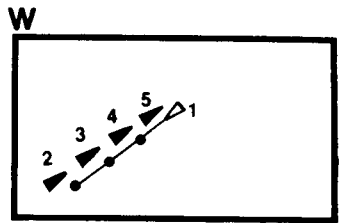
P2: *rose*

4W

P3: *rose*

5W

P4: *rose*



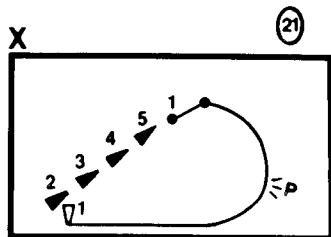
1X P: Four roses

2X

3X

4X

5X



1Y *accelerando*

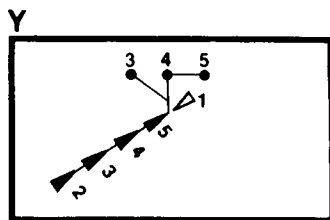
2Y *accelerando*

3Y *ad libitum*

4Y *ad libitum*

5Y *ad libitum*

The score consists of five staves, each with a small icon in a box to the left: 1Y (triangle), 2Y (stick), 3Y (stick), 4Y (stick), and 5Y (stick). Above the staves are fingerings: 1, 2, 3, 4, 1, 2, 3, 4, 1, 2, 3, 4, 1, 2, 3, 4. The 1Y staff has circled notes with '+5', '+4', '+3', and '+2' above them. The 2Y, 3Y, 4Y, and 5Y staves have rhythmic notation with '10' and '10' markings. The 3Y, 4Y, and 5Y staves have 'ad libitum' markings. The 2Y staff has 'accelerando' markings. The 1Y staff has 'accelerando' markings. There are also some circled notes with '+' signs in the 2Y, 3Y, 4Y, and 5Y staves.



Fine

The main musical score consists of five systems, each with a measure number in a box on the left:

- 1Z:** Features a treble clef, a key signature of one flat, and a 12-measure phrase. It includes various note values, rests, and fingerings (1, 2, 3, 4). A circled '22' is above the first measure.
- 2Z:** Continues the melody with similar notation and fingerings.
- 3Z:** Shows a melodic line with a series of eighth notes and rests.
- 4Z:** Features a melodic line with a series of eighth notes and rests.
- 5Z:** Contains a series of eighth notes and rests, ending with a circled '23' above the final measure.

The score concludes with a 'Fine' marking and a circled '23' above the final measure.

